

Scaled data based on original data using
LM-79-08 Approved Method: Electrical and Photometric Measurements of Solid-
State Lighting Products

Test Report Prepared for
Cooper Lighting Solutions
(formerly Eaton)

Brand: INVUE

Report Number: P141408

Luminaire Tested: **ECM-E04-LED-E1-SLL-8030**

Issue Date: 03/03/2020

Test Information

Test Method: LM-79-08
Report Number: P141408
REPORT IS SCALED FROM IESNA LM-79-08 TEST DATA (P33693)
Test Lab: INNOVATION CENTER-P3
Issue Date: 03/03/2020
Manufacturer: COOPER LIGHTING SOLUTIONS (FORMERLY EATON)
Product Line: INVUE
Catalog Number: ECM-E04-LED-E1-SLL-8030
Description: EPIC CLASSICAL MEDIUM DECORATIVE LED LUMINAIRE
(4) LIGHTBARS WITH AccuLED OPTICS - 90° SPILL LIGHT ELIMINATOR LEFT
Light Source: (84) 3000K CCT, 80 CRI LEDs
Ballast/Driver: -

Summary

Lumens per Lamp: N/A
Luminaire Lumens: 8829.9 lumens
Efficiency: N/A
Efficacy: 90.8 lumens/watt
Luminous Opening: Rectangular (W 0.67' x L: 1' x H: 0')
IES Classification: Type IV - Short - Non-Cutoff
BUG Rating: B1 - U0 - G3

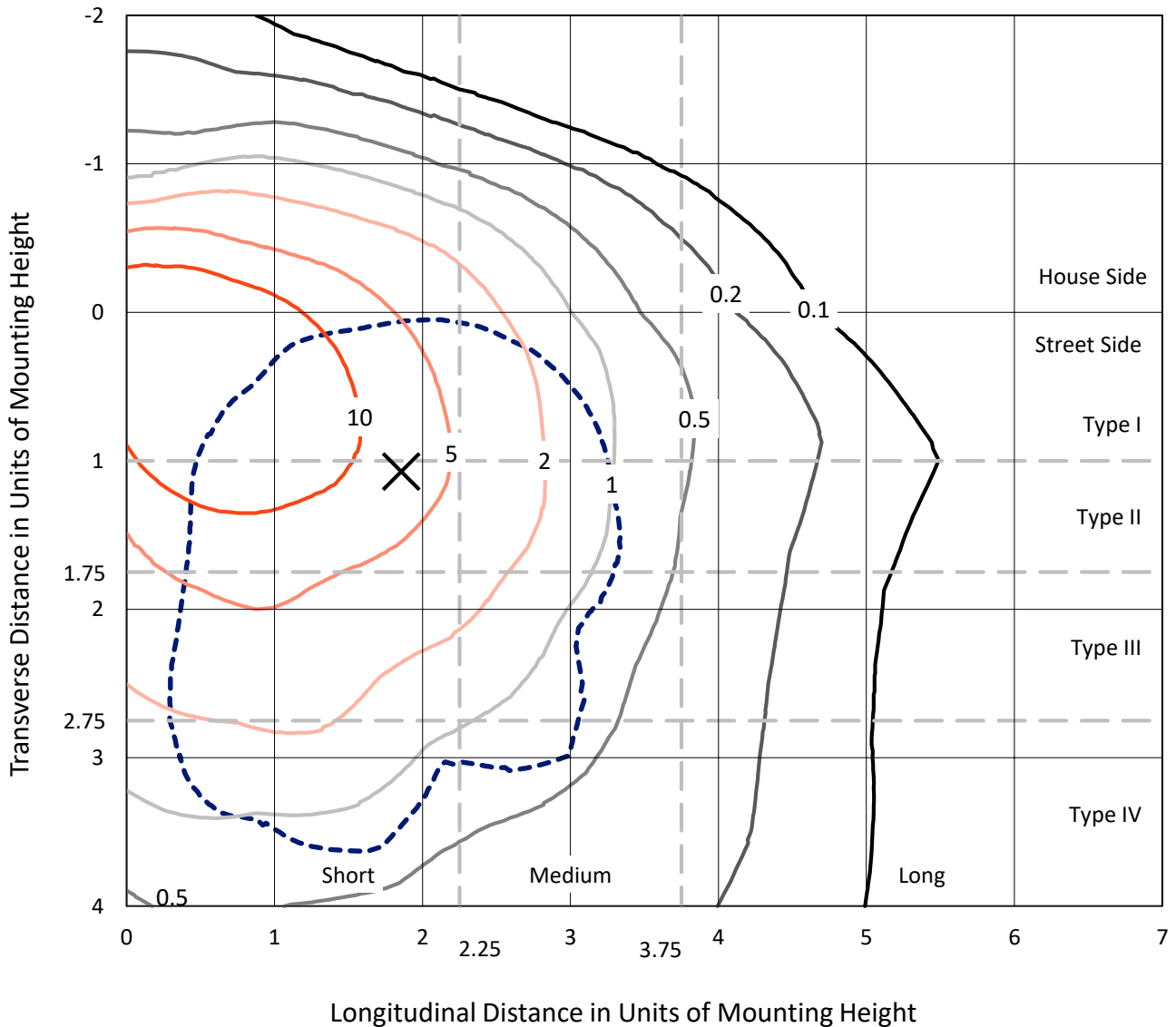
Input Watts (W): 97.2
Input Voltage (V): NR
Input Current (Ain): NR
Voltage Rise (V): NR
Power Factor: NR
Total Harmonic Distortion (THDi): NR
Frequency (hertz): 60
Stabilization Time: NR
Operation Time: NR
Ambient Temperature (°C): NR
Test Distance: 25 FT



REPORT NUMBER: P141408
 CATALOG NUMBER: ECM-E04-LED-E1-SLL-8030

Iso-Footcandle Lines of Horizontal Illumination

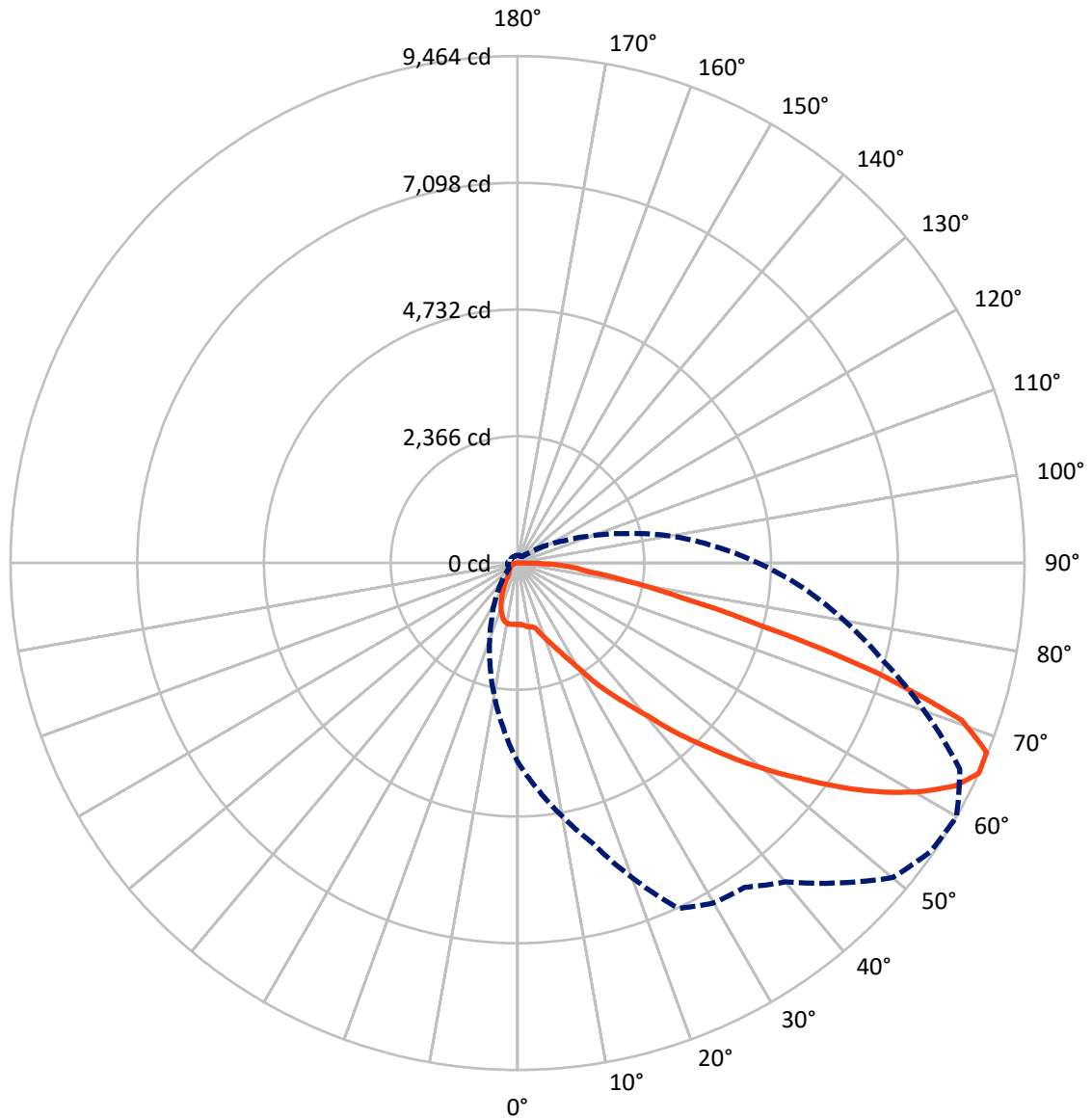
× Max cd
 - - - 1/2 Max cd



Based on 10 foot mounting height. Maximum calculated value = 18.6 fc
 Type IV - Short - Non-Cutoff

REPORT NUMBER: P141408
CATALOG NUMBER: ECM-E04-LED-E1-SLL-8030

Luminous Intensity Polar Plot



— Vertical Plane Through 60-Deg Lateral - - - Horizontal Cone Through 65-Deg Vertical

REPORT NUMBER: P141408

CATALOG NUMBER: ECM-E04-LED-E1-SLL-8030

FLUX DISTRIBUTION:

		Downward	Upward	Total
House Side	Lumens	1637.7	0.0	1637.7
	% Fixture	18.5	0.0	18.5
Street Side	Lumens	7192.2	0.0	7192.2
	% Fixture	81.5	0.0	81.5
Total	Lumens	8829.9	0.0	8829.9
	% Fixture	100.0	0.0	100.0

Coefficient of Utilization

ZONAL LUMENS:

Zone	Lumens	% Fixture
0°-10°	111.1	1.3
10°-20°	333.5	3.8
20°-30°	554.1	6.3
30°-40°	810.0	9.2
40°-50°	1232.2	14.0
50°-60°	1771.2	20.1
60°-70°	2177.7	24.7
70°-80°	1456.8	16.5
80°-90°	383.3	4.3
90°-100°	0.0	0.0
100°-110°	0.0	0.0
110°-120°	0.0	0.0
120°-130°	0.0	0.0
130°-140°	0.0	0.0
140°-150°	0.0	0.0
150°-160°	0.0	0.0
160°-170°	0.0	0.0
170°-180°	0.0	0.0
0°-90°	8829.9	100.0
0°-180°	8829.9	100.0



REPORT NUMBER: P141408

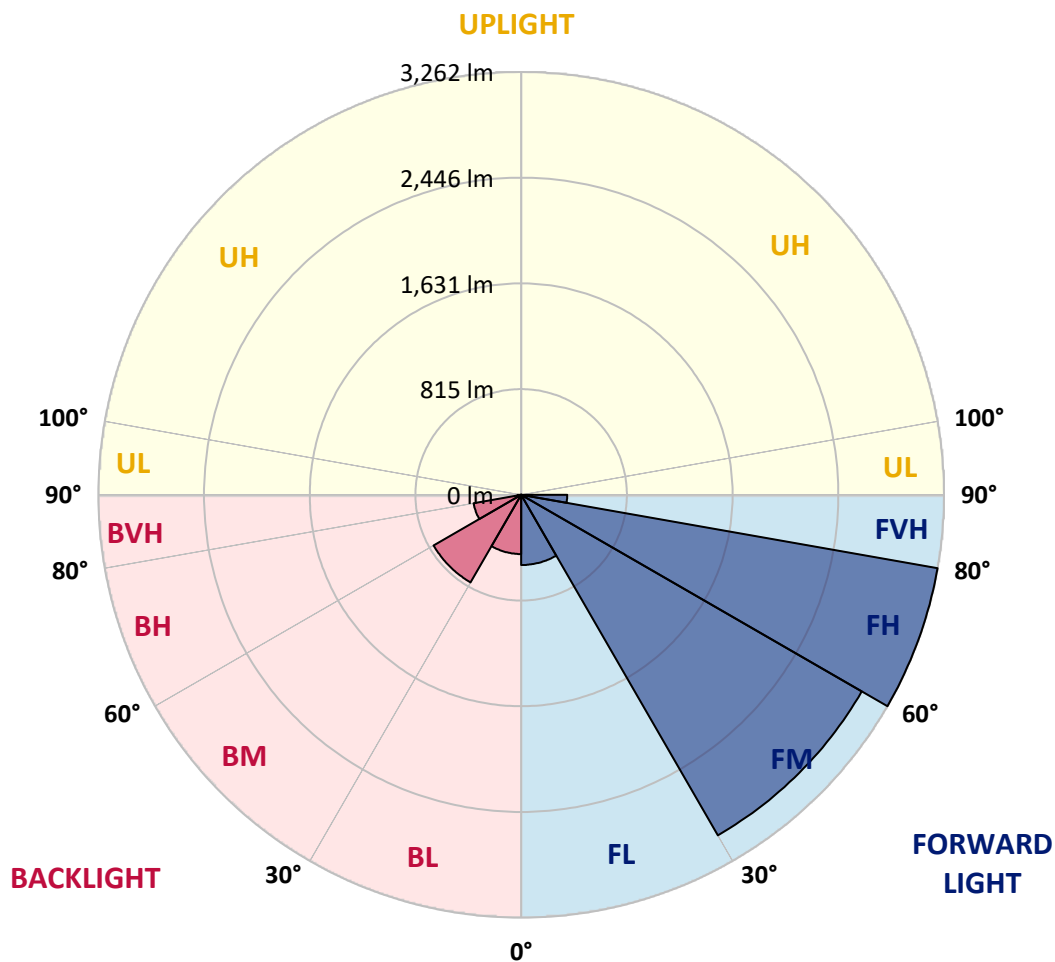
CATALOG NUMBER: ECM-E04-LED-E1-SLL-8030

LUMINAIRE CLASSIFICATION SYSTEM LUMEN TABLE AND BUG RATING:

Zone		Lumens	% Fixture	Zone Rating/Lumen Limit		
				B	U	G
FL	(0°-30°)	541.6	6.1			
FM	(30°-60°)	3033.4	34.4			
FH	(60°-80°)	3261.7	36.9			G2/5000
FVH	(80°-90°)	355.4	4.0			G3/500
BL	(0°-30°)	457.1	5.2	B1/500		
BM	(30°-60°)	780.1	8.8	B1/1000		
BH	(60°-80°)	372.7	4.2	B1/500		G1/500
BVH	(80°-90°)	27.9	0.3			G1/100
UL	(90°-100°)	0.0	0.0		U0/0	
UH	(100°-180°)	0.0	0.0		U0/0	

BUG Rating: B1-U0-G3

Type IV Short





REPORT NUMBER: P141408
 CATALOG NUMBER: ECM-E04-LED-E1-SLL-8030

CANDELA DISTRIBUTION (FULL):

	0°	5°	10°	15°	20°	25°	30°	35°	40°	45°	50°
0°	1147.8	1147.8	1147.8	1147.8	1147.8	1147.8	1147.8	1147.8	1147.8	1147.8	1147.8
2.5°	1149.0	1150.1	1150.1	1149.0	1147.8	1149.0	1146.7	1149.0	1147.8	1146.7	1147.8
5°	1134.3	1135.4	1137.7	1137.7	1140.0	1144.5	1145.6	1151.2	1154.6	1155.7	1160.2
7.5°	1099.4	1105.1	1108.4	1112.9	1119.7	1130.9	1138.8	1152.3	1162.5	1171.5	1183.8
10°	1078.1	1084.8	1091.6	1101.7	1111.8	1126.4	1140.0	1156.8	1170.3	1183.8	1198.5
12.5°	1083.7	1091.6	1100.6	1108.4	1124.2	1137.7	1154.6	1174.8	1181.6	1195.1	1207.5
15°	1129.8	1136.6	1143.3	1152.3	1167.0	1182.7	1205.2	1227.7	1232.2	1246.9	1260.4
17.5°	1191.7	1192.8	1204.1	1219.8	1233.4	1259.2	1286.2	1316.6	1335.8	1344.8	1352.6
20°	1255.9	1259.2	1277.2	1291.9	1322.3	1356.0	1395.4	1440.4	1456.2	1495.6	1510.2
22.5°	1351.5	1350.4	1371.8	1392.0	1425.8	1461.8	1519.2	1581.1	1617.1	1647.5	1658.7
25°	1496.7	1500.1	1496.7	1525.9	1560.8	1619.3	1676.7	1738.6	1760.0	1812.9	1837.6
27.5°	1640.7	1666.6	1701.5	1710.5	1753.3	1820.8	1865.8	1932.2	1983.9	1998.6	2039.1
30°	1774.6	1828.6	1886.0	1934.4	2010.9	2093.1	2160.6	2236.0	2239.4	2266.4	2277.7
32.5°	1910.8	1995.2	2079.6	2141.5	2215.8	2324.9	2449.8	2572.5	2652.4	2734.5	2692.9
35°	2081.8	2213.5	2331.7	2427.3	2490.3	2591.6	2735.7	2934.8	3063.1	3161.0	3217.3
37.5°	2238.3	2437.4	2618.6	2754.8	2909.0	2981.0	3075.5	3219.5	3367.0	3458.1	3505.4
40°	2353.0	2625.4	2881.9	3078.9	3274.7	3446.9	3566.1	3683.2	3882.4	3996.0	4005.0
42.5°	2443.1	2789.7	3099.1	3381.6	3669.7	3910.5	4054.5	4203.1	4456.3	4587.9	4577.8
45°	2505.0	2912.3	3296.1	3643.8	3992.6	4306.6	4584.6	4805.1	5063.9	5314.9	5264.3
47.5°	2559.0	3013.6	3452.5	3845.2	4263.8	4655.5	5002.1	5312.6	5654.7	5993.5	6013.7
50°	2613.0	3095.8	3594.3	4046.7	4518.2	5009.9	5428.5	5828.0	6255.7	6686.7	6785.7
52.5°	2687.3	3188.0	3725.9	4230.1	4778.1	5296.9	5763.9	6261.3	6790.2	7206.6	7487.9
55°	2798.7	3316.3	3889.1	4413.5	5011.1	5582.7	6099.2	6673.2	7159.3	7673.6	8074.2
57.5°	2981.0	3487.4	4078.2	4613.8	5236.1	5841.5	6378.3	6980.4	7444.0	8014.5	8517.6
60°	3211.7	3720.3	4292.0	4851.3	5500.6	6205.0	6746.3	7191.9	7656.7	8234.0	8839.4
62.5°	3473.9	3983.6	4553.0	5130.3	5868.6	6631.5	7096.3	7350.6	7755.7	8384.8	9047.6
65°	3704.6	4230.1	4798.4	5410.5	6245.5	7113.2	7327.0	7391.1	7770.3	8445.5	9137.6
67.5°	3893.6	4497.9	5027.9	5637.9	6642.8	7419.2	7331.5	7203.2	7571.2	8298.1	8965.4
70°	3992.6	4617.2	5137.1	5658.1	6727.2	7462.0	7154.8	6805.9	6973.6	7684.8	8243.0
72.5°	3883.5	4523.8	4934.5	5258.6	6221.9	6935.4	6543.7	5885.4	6038.5	6727.2	6871.2
75°	3455.9	4229.0	4468.7	4457.4	4976.2	5345.3	5061.7	4642.0	5032.4	5319.4	5172.0
77.5°	2580.4	3463.7	3597.7	3351.2	3461.5	3772.1	3504.3	3830.6	4304.4	4433.8	4154.7
80°	1622.7	2538.7	2553.4	2246.1	2187.6	2309.2	2654.6	3349.0	3801.3	3774.3	3405.2
82.5°	903.6	1646.3	1802.8	1521.4	1449.4	1747.6	2364.3	2733.4	2673.8	2651.3	2170.7
85°	617.8	1124.2	1374.0	1317.8	1457.3	1743.1	1938.9	1733.0	1668.9	1421.3	1153.5
87.5°	250.9	506.4	851.9	979.0	1038.7	1275.0	1116.3	909.3	699.9	663.9	570.5
90°	0.0	0.0	0.0	0.0	0.0	0.0	0.0	0.0	0.0	0.0	0.0



REPORT NUMBER: P141408

CATALOG NUMBER: ECM-E04-LED-E1-SLL-8030

CANDELA DISTRIBUTION (continued):

	55°	60°	65°	70°	75°	80°	85°	90°	95°	100°	105°
0°	1147.8	1147.8	1147.8	1147.8	1147.8	1147.8	1147.8	1147.8	1147.8	1147.8	1147.8
2.5°	1144.5	1146.7	1146.7	1147.8	1149.0	1150.1	1150.1	1150.1	1151.2	1152.3	1151.2
5°	1161.3	1164.7	1167.0	1167.0	1169.2	1171.5	1173.7	1172.6	1176.0	1178.2	1179.3
7.5°	1188.3	1195.1	1200.7	1205.2	1207.5	1207.5	1207.5	1204.1	1207.5	1208.6	1209.7
10°	1207.5	1215.3	1216.5	1221.0	1219.8	1218.7	1216.5	1214.2	1215.3	1217.6	1221.0
12.5°	1213.1	1221.0	1223.2	1226.6	1225.5	1224.3	1219.8	1219.8	1218.7	1222.1	1225.5
15°	1259.2	1266.0	1277.2	1267.1	1268.2	1259.2	1251.4	1246.9	1244.6	1246.9	1249.1
17.5°	1365.0	1376.3	1371.8	1356.0	1354.9	1335.8	1332.4	1309.9	1309.9	1309.9	1303.1
20°	1510.2	1509.1	1501.2	1485.4	1451.7	1444.9	1420.2	1402.2	1385.3	1381.9	1374.0
22.5°	1668.9	1652.0	1647.5	1614.8	1593.5	1552.9	1515.8	1502.3	1486.5	1483.2	1482.0
25°	1823.0	1829.8	1797.1	1781.4	1727.4	1691.4	1670.0	1636.2	1636.2	1631.7	1626.1
27.5°	2016.6	2039.1	2003.1	1980.6	1929.9	1879.3	1842.2	1821.9	1800.5	1785.9	1745.4
30°	2290.0	2304.7	2279.9	2233.8	2170.7	2080.7	2030.1	2007.6	1968.2	1918.7	1852.3
32.5°	2674.9	2654.6	2570.2	2489.2	2407.1	2321.5	2260.8	2220.3	2159.5	2060.5	1934.4
35°	3173.4	2999.0	2893.2	2781.8	2687.3	2591.6	2545.5	2472.3	2333.9	2173.0	2004.2
37.5°	3418.7	3341.1	3219.5	3136.3	3023.7	2928.1	2823.4	2698.5	2519.6	2288.9	2054.8
40°	3910.5	3764.2	3669.7	3575.1	3436.7	3306.2	3164.4	2963.0	2674.9	2387.9	2094.2
42.5°	4427.0	4319.0	4147.9	4021.9	3918.4	3702.3	3477.2	3195.9	2833.6	2478.0	2130.2
45°	5100.0	4852.4	4640.8	4533.9	4330.2	4066.9	3804.7	3403.0	2979.9	2572.5	2170.7
47.5°	5776.3	5457.8	5239.5	5040.3	4823.1	4469.8	4061.3	3583.0	3092.4	2651.3	2204.5
50°	6502.1	6082.4	5830.3	5591.7	5233.9	4806.2	4286.3	3731.6	3209.4	2725.5	2234.9
52.5°	7240.3	6710.3	6350.2	6072.2	5628.9	5100.0	4490.0	3885.7	3334.3	2797.5	2259.6
55°	7904.3	7406.9	6942.1	6513.4	5980.0	5365.5	4676.8	4024.1	3446.9	2872.9	2275.4
57.5°	8506.3	8073.1	7518.3	6943.2	6302.9	5612.0	4849.0	4173.8	3552.6	2928.1	2274.3
60°	8919.3	8666.1	8089.9	7388.9	6640.5	5838.2	5056.1	4340.4	3646.0	2967.5	2265.3
62.5°	9216.4	9165.7	8662.7	7817.6	6916.2	6041.8	5256.4	4478.8	3713.6	2972.0	2227.0
65°	9402.1	9464.0	9110.6	8089.9	7070.4	6197.1	5355.4	4491.2	3665.2	2897.7	2125.7
67.5°	9285.0	9444.8	9108.4	7971.8	6923.0	6052.0	5210.2	4284.1	3407.5	2667.0	1898.4
70°	8559.2	8798.9	8466.9	7188.6	6201.6	5491.6	4675.7	3679.8	2931.5	2196.6	1500.1
72.5°	6713.7	7029.9	6739.5	5862.9	5133.7	4539.5	3934.1	2889.8	2234.9	1613.7	1008.3
75°	4631.8	4753.4	4580.1	3974.6	3750.7	3518.9	2952.8	1942.3	1476.4	995.9	593.0
77.5°	3593.2	3153.2	2821.2	2573.6	2569.1	2526.3	1932.2	1162.5	883.4	548.0	329.7
80°	2701.9	2121.2	1751.0	1531.6	1592.3	1780.3	1126.4	596.4	456.9	302.7	202.6
82.5°	1778.0	1353.8	1080.3	956.5	966.7	1116.3	566.0	328.6	225.1	172.2	131.7
85°	1083.7	1052.2	938.5	851.9	785.5	767.5	440.0	252.1	124.9	88.9	67.5
87.5°	528.9	626.8	765.2	775.3	666.2	564.9	228.4	72.0	52.9	28.1	20.3
90°	0.0	0.0	0.0	0.0	0.0	0.0	0.0	0.0	0.0	0.0	0.0



REPORT NUMBER: P141408

CATALOG NUMBER: ECM-E04-LED-E1-SLL-8030

CANDELA DISTRIBUTION (continued):

	110°	115°	120°	125°	130°	135°	140°	145°	150°	155°	160°
0°	1147.8	1147.8	1147.8	1147.8	1147.8	1147.8	1147.8	1147.8	1147.8	1147.8	1147.8
2.5°	1152.3	1158.0	1155.7	1154.6	1154.6	1160.2	1160.2	1158.0	1158.0	1159.1	1159.1
5°	1179.3	1185.0	1182.7	1183.8	1186.1	1187.2	1190.6	1187.2	1185.0	1187.2	1186.1
7.5°	1210.8	1216.5	1215.3	1217.6	1219.8	1222.1	1224.3	1223.2	1221.0	1221.0	1219.8
10°	1224.3	1235.6	1240.1	1244.6	1250.2	1252.5	1255.9	1255.9	1251.4	1251.4	1245.7
12.5°	1233.4	1242.4	1253.6	1260.4	1270.5	1278.4	1281.7	1282.9	1279.5	1275.0	1269.4
15°	1252.5	1259.2	1270.5	1277.2	1289.6	1299.7	1306.5	1305.4	1300.9	1288.5	1271.6
17.5°	1299.7	1298.6	1303.1	1307.6	1311.0	1316.6	1314.4	1304.2	1282.9	1260.4	1236.7
20°	1370.6	1369.5	1362.8	1352.6	1340.3	1324.5	1299.7	1269.4	1233.4	1192.8	1156.8
22.5°	1470.8	1460.7	1451.7	1424.7	1381.9	1329.0	1264.9	1205.2	1162.5	1123.1	1083.7
25°	1603.6	1578.8	1534.9	1471.9	1404.4	1325.6	1232.2	1152.3	1098.3	1052.2	1012.8
27.5°	1686.9	1629.5	1556.3	1469.7	1379.6	1278.4	1174.8	1096.1	1035.3	984.7	939.6
30°	1757.8	1654.2	1551.8	1441.5	1327.9	1223.2	1114.1	1029.7	958.8	902.5	848.5
32.5°	1797.1	1658.7	1530.4	1398.8	1275.0	1155.7	1037.5	946.4	878.9	809.1	734.8
35°	1821.9	1645.2	1489.9	1341.4	1205.2	1081.4	957.6	857.5	768.6	683.1	608.8
37.5°	1828.6	1622.7	1437.0	1277.2	1121.9	986.9	869.9	752.8	663.9	571.7	486.1
40°	1825.3	1580.0	1370.6	1177.1	1013.9	883.4	769.7	662.8	564.9	482.8	400.6
42.5°	1811.8	1531.6	1291.9	1094.9	930.6	805.7	701.1	593.0	505.3	417.5	347.7
45°	1807.3	1484.3	1232.2	1031.9	874.4	751.7	649.3	544.7	452.4	369.1	299.3
47.5°	1797.1	1441.5	1177.1	983.5	828.2	710.1	604.3	501.9	406.2	330.8	263.3
50°	1774.6	1395.4	1136.6	946.4	790.0	668.4	560.4	450.1	356.7	282.5	230.7
52.5°	1751.0	1366.1	1110.7	909.3	749.5	618.9	512.0	400.6	312.8	243.1	203.7
55°	1727.4	1343.6	1075.8	865.4	696.6	568.3	460.3	357.9	275.7	216.1	187.9
57.5°	1701.5	1313.2	1033.0	809.1	636.9	512.0	404.0	307.2	239.7	194.7	175.6
60°	1680.1	1270.5	958.8	730.3	557.0	433.2	335.3	256.6	203.7	175.6	167.7
62.5°	1623.8	1188.3	851.9	614.4	452.4	338.7	255.4	200.3	171.0	157.5	158.7
65°	1487.7	1004.9	676.3	479.4	317.3	227.3	182.3	153.0	139.5	139.5	142.9
67.5°	1253.6	765.2	479.4	305.0	208.2	164.3	139.5	127.2	124.9	127.2	132.8
70°	887.9	496.3	300.5	199.2	156.4	132.8	120.4	115.9	113.7	115.9	118.2
72.5°	546.9	292.6	191.3	155.3	133.9	119.3	111.4	108.0	106.9	106.9	105.8
75°	298.2	195.8	153.0	135.0	121.5	110.3	102.4	96.8	95.7	96.8	94.5
77.5°	190.2	153.0	136.2	124.9	112.5	97.9	91.2	86.6	86.6	85.5	83.3
80°	148.5	136.2	124.9	113.7	94.5	83.3	76.5	75.4	74.3	73.1	73.1
82.5°	111.4	108.0	102.4	92.3	75.4	66.4	63.0	63.0	61.9	58.5	58.5
85°	64.1	63.0	67.5	59.6	50.6	43.9	43.9	45.0	46.1	45.0	41.6
87.5°	21.4	18.0	19.1	19.1	15.8	12.4	16.9	20.3	19.1	16.9	20.3
90°	0.0	0.0	0.0	0.0	0.0	0.0	0.0	0.0	0.0	0.0	0.0



REPORT NUMBER: P141408

CATALOG NUMBER: ECM-E04-LED-E1-SLL-8030

CANDELA DISTRIBUTION (continued):

	165°	170°	175°	180°	185°	190°	195°	200°	205°	210°	215°
0°	1147.8	1147.8	1147.8	1147.8	1147.8	1147.8	1147.8	1147.8	1147.8	1147.8	1147.8
2.5°	1155.7	1158.0	1162.5	1158.0	1155.7	1155.7	1153.5	1154.6	1151.2	1147.8	1149.0
5°	1183.8	1181.6	1183.8	1180.5	1173.7	1172.6	1168.1	1168.1	1163.6	1159.1	1156.8
7.5°	1215.3	1212.0	1213.1	1206.3	1198.5	1192.8	1187.2	1185.0	1179.3	1172.6	1168.1
10°	1240.1	1236.7	1234.5	1226.6	1216.5	1210.8	1203.0	1198.5	1192.8	1183.8	1179.3
12.5°	1255.9	1248.0	1243.5	1230.0	1221.0	1215.3	1206.3	1204.1	1197.3	1189.5	1186.1
15°	1252.5	1234.5	1221.0	1205.2	1192.8	1185.0	1177.1	1174.8	1171.5	1168.1	1161.3
17.5°	1197.3	1174.8	1160.2	1127.6	1109.6	1101.7	1100.6	1099.4	1097.2	1097.2	1089.3
20°	1120.8	1094.9	1072.4	1040.9	1017.3	1009.4	988.0	982.4	975.7	982.4	975.7
22.5°	1052.2	1019.5	993.7	967.8	939.6	917.1	889.0	875.5	856.4	851.9	854.1
25°	979.0	938.5	905.9	875.5	845.1	813.6	787.7	768.6	756.2	739.3	723.6
27.5°	890.1	856.4	812.5	787.7	751.7	716.8	689.8	669.6	647.1	633.6	611.0
30°	800.1	748.3	704.5	669.6	630.2	613.3	587.4	566.0	545.8	531.2	512.0
32.5°	683.1	629.1	582.9	542.4	515.4	491.8	476.0	458.0	447.9	435.5	423.1
35°	559.3	491.8	436.6	418.6	388.2	389.4	381.5	372.5	364.6	353.4	352.2
37.5°	422.0	369.1	333.1	310.6	306.1	299.3	300.5	299.3	297.1	293.7	293.7
40°	334.2	287.0	263.3	258.8	258.8	257.7	256.6	256.6	256.6	254.3	253.2
42.5°	285.8	252.1	244.2	241.9	239.7	238.6	236.3	232.9	232.9	230.7	227.3
45°	252.1	232.9	230.7	228.4	228.4	225.1	221.7	219.4	218.3	217.2	214.9
47.5°	230.7	220.6	218.3	216.1	214.9	212.7	209.3	205.9	204.8	203.7	203.7
50°	207.1	200.3	200.3	200.3	196.9	194.7	191.3	189.1	189.1	187.9	186.8
52.5°	190.2	186.8	185.7	184.6	182.3	178.9	176.7	175.6	174.4	175.6	174.4
55°	182.3	180.1	178.9	176.7	174.4	171.0	168.8	165.4	164.3	166.5	166.5
57.5°	173.3	172.2	171.0	168.8	166.5	162.0	158.7	156.4	156.4	159.8	158.7
60°	169.9	168.8	167.7	166.5	163.2	157.5	151.9	149.7	149.7	153.0	153.0
62.5°	162.0	160.9	159.8	158.7	154.2	149.7	144.0	141.8	142.9	145.2	148.5
65°	147.4	148.5	147.4	147.4	144.0	140.7	137.3	135.0	133.9	135.0	138.4
67.5°	133.9	135.0	135.0	135.0	133.9	130.5	128.3	124.9	122.7	123.8	124.9
70°	121.5	122.7	123.8	123.8	121.5	118.2	114.8	111.4	110.3	111.4	111.4
72.5°	108.0	108.0	108.0	109.2	108.0	106.9	102.4	97.9	97.9	96.8	97.9
75°	94.5	94.5	94.5	94.5	92.3	92.3	90.0	85.5	84.4	85.5	86.6
77.5°	83.3	81.0	79.9	79.9	79.9	77.6	76.5	76.5	75.4	75.4	75.4
80°	68.6	66.4	64.1	63.0	64.1	64.1	66.4	66.4	65.3	65.3	65.3
82.5°	54.0	49.5	48.4	48.4	46.1	48.4	52.9	58.5	56.3	57.4	57.4
85°	39.4	34.9	32.6	32.6	30.4	34.9	40.5	45.0	42.8	45.0	43.9
87.5°	18.0	16.9	13.5	11.3	13.5	20.3	23.6	24.8	21.4	25.9	25.9
90°	0.0	0.0	0.0	0.0	0.0	0.0	0.0	0.0	0.0	0.0	0.0



REPORT NUMBER: P141408

CATALOG NUMBER: ECM-E04-LED-E1-SLL-8030

CANDELA DISTRIBUTION (continued):

	220°	225°	230°	235°	240°	245°	250°	255°	260°	265°	270°
0°	1147.8	1147.8	1147.8	1147.8	1147.8	1147.8	1147.8	1147.8	1147.8	1147.8	1147.8
2.5°	1153.5	1149.0	1147.8	1149.0	1146.7	1150.1	1150.1	1149.0	1149.0	1147.8	1150.1
5°	1160.2	1154.6	1151.2	1151.2	1149.0	1152.3	1150.1	1149.0	1147.8	1147.8	1147.8
7.5°	1170.3	1162.5	1156.8	1153.5	1149.0	1149.0	1145.6	1142.2	1140.0	1138.8	1138.8
10°	1179.3	1168.1	1159.1	1151.2	1144.5	1138.8	1133.2	1125.3	1123.1	1120.8	1121.9
12.5°	1178.2	1165.8	1152.3	1140.0	1124.2	1117.4	1102.8	1093.8	1093.8	1088.2	1091.6
15°	1153.5	1132.1	1112.9	1092.7	1073.6	1060.1	1042.0	1031.9	1026.3	1025.2	1033.0
17.5°	1079.2	1058.9	1040.9	1018.4	993.7	984.7	972.3	967.8	964.4	970.0	975.7
20°	979.0	953.1	936.3	922.8	922.8	920.5	914.9	907.0	900.3	899.1	905.9
22.5°	837.2	827.1	830.5	821.5	821.5	817.0	826.0	811.4	819.2	812.5	815.9
25°	719.1	714.6	712.3	711.2	711.2	719.1	718.0	720.2	712.3	716.8	715.7
27.5°	612.2	606.5	598.7	603.2	607.7	613.3	615.6	616.7	623.4	611.0	615.6
30°	509.8	500.8	506.4	501.9	504.1	503.0	503.0	503.0	507.5	516.5	509.8
32.5°	417.5	413.0	418.6	410.7	411.9	411.9	409.6	406.2	408.5	398.4	406.2
35°	345.5	339.8	344.3	341.0	337.6	328.6	325.2	319.6	320.7	318.5	317.3
37.5°	289.2	288.1	284.7	284.7	282.5	281.3	275.7	276.8	278.0	280.2	280.2
40°	249.8	248.7	247.6	249.8	250.9	252.1	254.3	256.6	259.9	263.3	266.7
42.5°	227.3	227.3	227.3	231.8	235.2	240.8	244.2	248.7	253.2	258.8	263.3
45°	213.8	212.7	214.9	218.3	223.9	229.6	235.2	241.9	248.7	254.3	257.7
47.5°	202.6	201.4	203.7	207.1	212.7	221.7	229.6	237.4	245.3	250.9	253.2
50°	187.9	187.9	189.1	192.4	198.1	205.9	213.8	222.8	230.7	235.2	237.4
52.5°	176.7	177.8	177.8	181.2	186.8	193.6	201.4	209.3	214.9	218.3	222.8
55°	165.4	167.7	167.7	171.0	176.7	184.6	194.7	201.4	208.2	212.7	216.1
57.5°	157.5	158.7	158.7	163.2	169.9	176.7	186.8	195.8	203.7	209.3	213.8
60°	150.8	151.9	150.8	156.4	162.0	169.9	178.9	189.1	200.3	208.2	211.6
62.5°	145.2	145.2	144.0	148.5	151.9	156.4	164.3	175.6	185.7	192.4	195.8
65°	138.4	138.4	136.2	140.7	140.7	147.4	153.0	163.2	171.0	178.9	181.2
67.5°	124.9	127.2	126.0	129.4	133.9	138.4	145.2	153.0	160.9	166.5	169.9
70°	111.4	112.5	115.9	118.2	122.7	124.9	130.5	136.2	144.0	147.4	150.8
72.5°	99.0	100.2	102.4	104.7	109.2	111.4	115.9	120.4	127.2	130.5	133.9
75°	86.6	87.8	88.9	91.2	93.4	95.7	97.9	102.4	106.9	111.4	114.8
77.5°	74.3	75.4	78.8	77.6	79.9	81.0	84.4	86.6	88.9	93.4	97.9
80°	65.3	64.1	66.4	67.5	69.8	69.8	72.0	72.0	75.4	75.4	76.5
82.5°	55.1	54.0	56.3	59.6	60.8	60.8	63.0	58.5	57.4	58.5	61.9
85°	41.6	42.8	43.9	48.4	49.5	49.5	51.8	48.4	43.9	43.9	46.1
87.5°	23.6	18.0	25.9	30.4	30.4	31.5	33.8	32.6	31.5	24.8	25.9
90°	0.0	0.0	0.0	0.0	0.0	0.0	0.0	0.0	0.0	0.0	0.0



REPORT NUMBER: P141408
 CATALOG NUMBER: ECM-E04-LED-E1-SLL-8030

REPORT N
 CATALOG

CANDELA DISTRIBUTION (continued):

CANDELA

	275°	280°	285°	290°	295°	300°	305°	310°	315°	320°	325°	
0°	1147.8	1147.8	1147.8	1147.8	1147.8	1147.8	1147.8	1147.8	1147.8	1147.8	1147.8	0°
2.5°	1149.0	1150.1	1151.2	1152.3	1153.5	1152.3	1154.6	1152.3	1153.5	1151.2	1150.1	2.5°
5°	1147.8	1149.0	1149.0	1151.2	1152.3	1149.0	1151.2	1147.8	1147.8	1145.6	1142.2	5°
7.5°	1140.0	1142.2	1142.2	1144.5	1144.5	1141.1	1141.1	1134.3	1132.1	1124.2	1118.6	7.5°
10°	1124.2	1127.6	1129.8	1134.3	1136.6	1130.9	1127.6	1119.7	1110.7	1101.7	1092.7	10°
12.5°	1097.2	1098.3	1106.2	1112.9	1116.3	1119.7	1117.4	1116.3	1107.3	1101.7	1098.3	12.5°
15°	1035.3	1044.3	1052.2	1067.9	1079.2	1091.6	1100.6	1110.7	1115.2	1120.8	1123.1	15°
17.5°	981.3	991.4	997.0	1010.5	1021.8	1040.9	1064.6	1090.4	1108.4	1130.9	1152.3	17.5°
20°	905.9	922.8	927.3	948.6	963.3	988.0	1013.9	1046.5	1082.6	1117.4	1155.7	20°
22.5°	821.5	829.4	838.4	860.9	878.9	910.4	949.8	994.8	1036.4	1084.8	1140.0	22.5°
25°	719.1	729.2	738.2	763.0	788.9	818.1	865.4	920.5	973.4	1037.5	1109.6	25°
27.5°	617.8	625.7	641.4	659.4	688.7	720.2	778.7	839.5	900.3	977.9	1063.4	27.5°
30°	512.0	519.9	527.8	549.2	579.5	616.7	669.6	741.6	813.6	896.9	998.2	30°
32.5°	410.7	413.0	428.7	444.5	470.4	501.9	559.3	629.1	706.7	808.0	908.1	32.5°
35°	320.7	334.2	341.0	362.4	378.1	410.7	459.1	523.3	604.3	706.7	814.7	35°
37.5°	284.7	289.2	298.2	314.0	335.3	364.6	398.4	447.9	517.6	604.3	705.6	37.5°
40°	271.2	275.7	282.5	294.8	315.1	342.1	370.2	409.6	463.6	532.3	623.4	40°
42.5°	266.7	267.8	270.1	281.3	301.6	332.0	365.7	402.9	444.5	499.6	571.7	42.5°
45°	261.1	261.1	262.2	270.1	288.1	319.6	362.4	409.6	456.9	506.4	567.2	45°
47.5°	256.6	257.7	256.6	259.9	273.5	303.8	351.1	408.5	471.5	535.7	602.0	47.5°
50°	238.6	238.6	239.7	240.8	250.9	280.2	326.3	389.4	467.0	553.7	644.8	50°
52.5°	223.9	226.2	226.2	228.4	235.2	258.8	305.0	371.4	455.8	557.0	679.7	52.5°
55°	219.4	221.7	222.8	222.8	227.3	247.6	291.5	354.5	443.4	553.7	693.2	55°
57.5°	216.1	218.3	219.4	218.3	221.7	238.6	279.1	341.0	429.9	545.8	698.8	57.5°
60°	212.7	213.8	211.6	209.3	210.4	225.1	261.1	321.8	414.1	534.5	696.6	60°
62.5°	196.9	198.1	195.8	193.6	191.3	202.6	235.2	294.8	381.5	508.6	678.6	62.5°
65°	183.4	183.4	183.4	181.2	178.9	185.7	209.3	259.9	335.3	462.5	636.9	65°
67.5°	172.2	171.0	171.0	169.9	167.7	169.9	184.6	219.4	278.0	389.4	561.5	67.5°
70°	154.2	153.0	154.2	153.0	150.8	150.8	157.5	176.7	216.1	285.8	436.6	70°
72.5°	136.2	137.3	139.5	139.5	139.5	140.7	140.7	146.3	167.7	204.8	297.1	72.5°
75°	117.0	118.2	121.5	126.0	123.8	124.9	124.9	128.3	139.5	162.0	208.2	75°
77.5°	99.0	102.4	106.9	108.0	104.7	104.7	106.9	112.5	122.7	136.2	158.7	77.5°
80°	81.0	85.5	86.6	88.9	90.0	90.0	92.3	96.8	106.9	123.8	141.8	80°
82.5°	64.1	67.5	70.9	74.3	76.5	79.9	81.0	83.3	93.4	110.3	130.5	82.5°
85°	48.4	51.8	56.3	59.6	61.9	65.3	64.1	65.3	70.9	84.4	99.0	85°
87.5°	29.3	29.3	32.6	33.8	34.9	34.9	37.1	32.6	34.9	45.0	54.0	87.5°
90°	0.0	0.0	0.0	0.0	0.0	0.0	0.0	0.0	0.0	0.0	0.0	90°



NUMBER: P141408

NUMBER: ECM-E04-LED-E1-SLL-8030

DISTRIBUTION (continued):

330°	335°	340°	345°	350°	355°	360°
1147.8	1147.8	1147.8	1147.8	1147.8	1147.8	1147.8
1151.2	1150.1	1149.0	1150.1	1152.3	1152.3	1149.0
1143.3	1140.0	1137.7	1137.7	1137.7	1136.6	1134.3
1116.3	1110.7	1107.3	1105.1	1103.9	1103.9	1099.4
1087.1	1083.7	1076.9	1074.7	1075.8	1079.2	1078.1
1093.8	1083.7	1080.3	1080.3	1079.2	1084.8	1083.7
1130.9	1130.9	1126.4	1125.3	1123.1	1129.8	1129.8
1170.3	1180.5	1185.0	1180.5	1181.6	1182.7	1191.7
1191.7	1221.0	1236.7	1249.1	1250.2	1257.0	1255.9
1195.1	1248.0	1289.6	1316.6	1341.4	1353.8	1351.5
1178.2	1251.4	1324.5	1393.1	1444.9	1473.0	1496.7
1155.7	1242.4	1336.9	1433.7	1518.1	1593.5	1640.7
1102.8	1213.1	1334.6	1458.4	1578.8	1686.9	1774.6
1028.5	1155.7	1300.9	1464.0	1632.8	1782.5	1910.8
929.5	1065.7	1242.4	1442.7	1665.5	1888.3	2081.8
822.6	972.3	1165.8	1406.7	1682.4	1972.7	2238.3
729.2	876.6	1088.2	1360.5	1680.1	2027.8	2353.0
668.4	806.9	1020.7	1316.6	1668.9	2059.3	2443.1
648.2	773.1	975.7	1281.7	1662.1	2081.8	2505.0
675.2	783.2	965.5	1266.0	1659.8	2107.7	2559.0
738.2	839.5	1003.8	1291.9	1680.1	2133.6	2613.0
797.9	918.3	1087.1	1366.1	1755.5	2209.0	2687.3
846.2	1003.8	1177.1	1464.0	1863.5	2326.0	2798.7
873.2	1070.2	1294.1	1600.2	2010.9	2498.2	2981.0
884.5	1116.3	1394.3	1743.1	2196.6	2695.1	3211.7
880.0	1137.7	1466.3	1873.7	2364.3	2911.2	3473.9
851.9	1137.7	1511.3	1978.3	2505.0	3083.4	3704.6
784.3	1098.3	1515.8	2039.1	2613.0	3228.5	3893.6
660.6	984.7	1440.4	2032.3	2646.8	3274.7	3992.6
462.5	734.8	1201.8	1836.5	2502.7	3165.5	3883.5
287.0	458.0	860.9	1420.2	2083.0	2686.1	3455.9
201.4	278.0	492.9	899.1	1433.7	2001.9	2580.4
167.7	204.8	281.3	495.1	862.0	1233.4	1622.7
145.2	165.4	195.8	282.5	438.9	657.2	903.6
108.0	120.4	135.0	185.7	276.8	406.2	617.8
43.9	49.5	55.1	74.3	169.9	234.1	250.9
0.0	0.0	0.0	0.0	0.0	0.0	0.0

(END OF REPORT)